Cambridge Assessment International Education

Cambridge O Level

CANDIDATE NAME	

CENTRE NUMBER						CANDIDATE NUMBER				

5945716744

BIOLOGY **5090/21**

Paper 2 Theory **May/June 2021**

1 hour 45 minutes

You must answer on the question paper.

No additional materials are needed.

INSTRUCTIONS

- Section A: answer **all** questions.
- Section B: answer **all** questions.
- Section C: answer **either** Question 8 **or** Question 9.
- Use a black or dark blue pen. You may use an HB pencil for any diagrams or graphs.
- Write your name, centre number and candidate number in the boxes at the top of the page.
- Write your answer to each question in the space provided.
- Do **not** use an erasable pen or correction fluid.
- Do **not** write on any bar codes.
- You may use a calculator.
- You should show all your working and use appropriate units.

INFORMATION

- The total mark for this paper is 80.
- The number of marks for each question or part question is shown in brackets [ ].

This document has **16** pages. Any blank pages are indicated.

DC (ST/CT) 202970/4
© UCLES 2021

BLANK PAGE

Section A

Answer **all** questions in this section.

Write your answers in the spaces provided.

1 The diagram shows a root hair cell from a lemon tree and some soil particles.

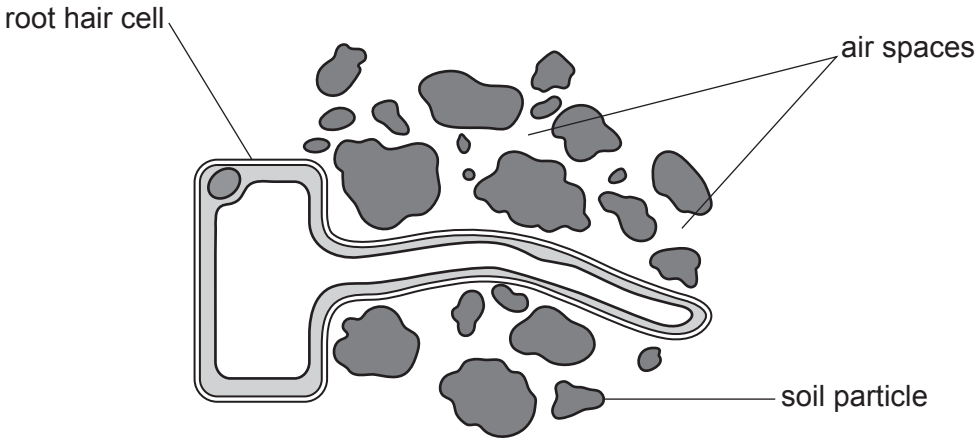

(a) **(i)** State **one** feature, visible in the diagram, which shows that a root hair cell is a plant cell.

..... [1]

(ii) Describe how mineral ions pass from the soil into the root hair cell.

.....

.....

.....

.....

.....

..... [4]

(b) The lemon tree has grown in the same soil for many years so the soil now lacks magnesium.

Describe and explain the effect on the lemon tree of a lack of magnesium.

.....

.....

..... [2]

[Total: 7]

2 A person visits an eye doctor to have an eye test. On the wall of the doctor's room is a diagram of an eye.

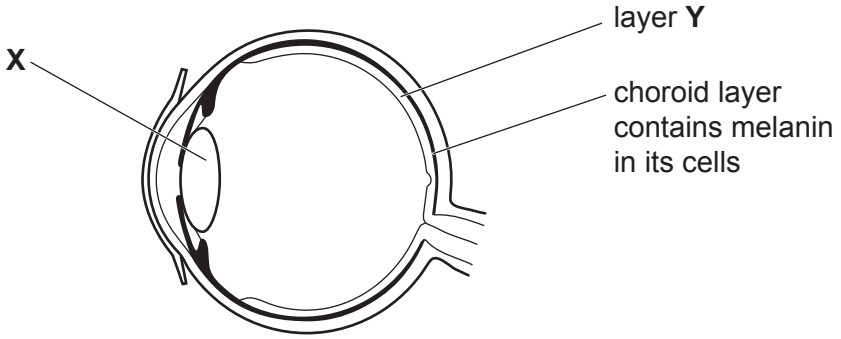

(a) **(i)** Name the part labelled **X**.

..... [1]

(ii) Describe **one** way in which the structure of **X** is related to its function.

.....

.....

..... [2]

(iii) Name layer **Y**.

..... [1]

(b) As part of the eye test, the doctor shines a bright light into the eye and takes a picture. The picture shows layer **Y** and the choroid layer behind it.

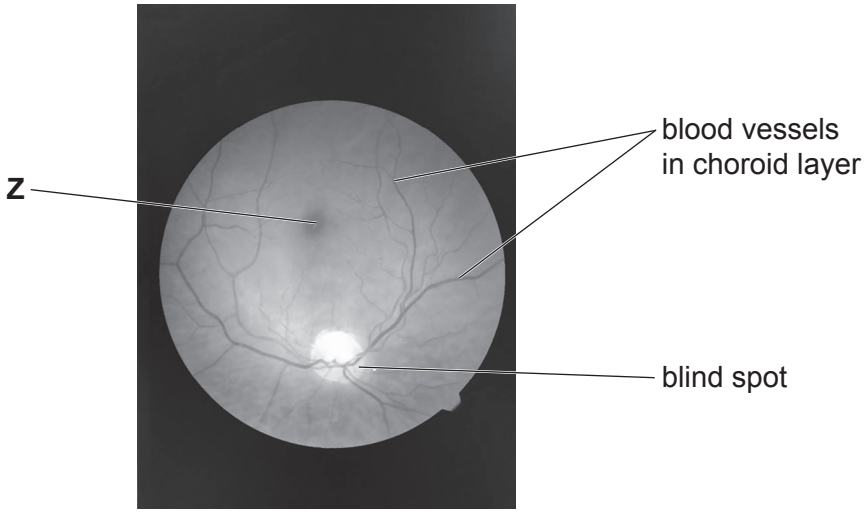

(i) Name structure **Z**.

..... [1]

(ii) Layer **Y** does not contain blood vessels.
Explain how the blood vessels in the choroid layer are important for layer **Y**.

.....

.....

.....

.....

.....

..... [4]

(c) When the bright light is shone into the eye there is a pupil reflex which causes the pupil to become smaller.

Explain how named parts of the eye and of the nervous system are involved in this pupil reflex.

.....

.....

.....

.....

.....

..... [4]

(d) Some people inherit a condition which prevents the production of the dark pigment melanin in their choroid and skin cells. The gene involved has two alleles, **A** (dominant) and **a** (recessive). Only people with two recessive alleles have this condition.

Two people, each with a heterozygous genotype, have children together.

(i) Complete the genetic diagram to show the possible genotypes and phenotypes of the children.

genotypes of parents ..... × .....

gametes

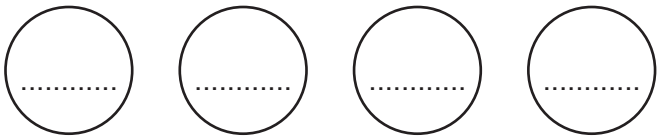

possible genotypes of children ....

possible phenotypes of children ....

[4]

(ii) State the probability of these two people having a child who does **not** produce melanin.

..... [1]

[Total: 18]

3 A sycamore tree is a producer for many food chains in a forest ecosystem.

(a) Explain what is meant by:

(i) a producer

.....

..... [1]

(ii) a food chain.

.....

..... [1]

(b) The diagrams show a pyramid of numbers and a pyramid of biomass for a sycamore tree.

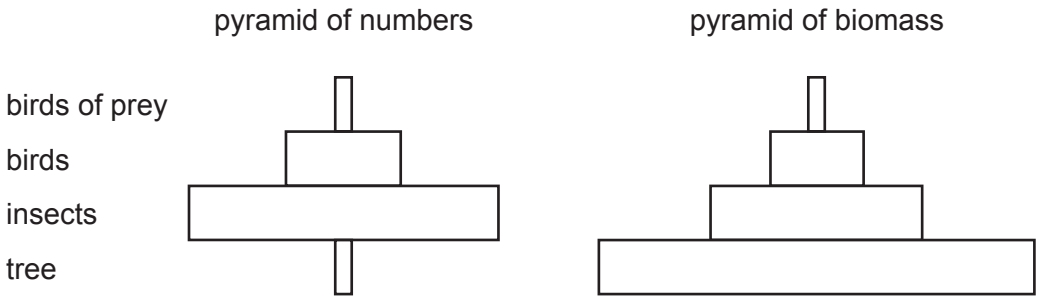

Explain the different shapes of the two pyramids.

.....

.....

.....

.....

.....

.....

..... [4]

(c) Sycamore trees produce flowers that are insect-pollinated.
Suggest **two** features of flowers which adapt them for insect-pollination.

1 .....

2 .....
[2]

(d) State the type of cell division that produces pollen grains.

..... [1]

[Total: 9]

4 The diagram shows part of the human alimentary canal and its associated organs.

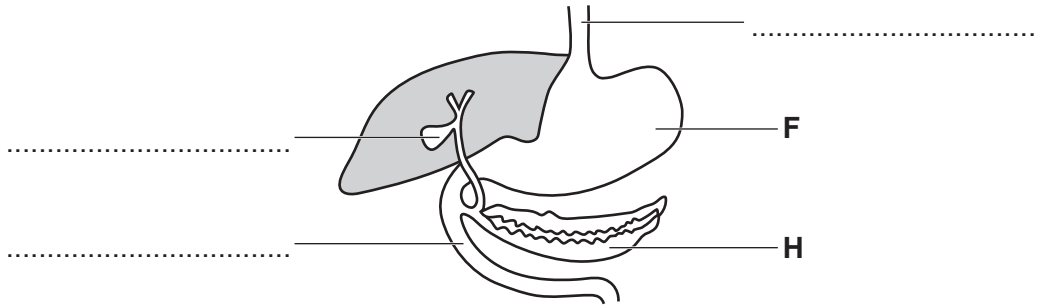

(a) Complete the three labels on the diagram by naming the structures. [3]

(b) Describe the functions of the structure labelled **F**.

.....

.....

.....

..... [3]

(c) Name structure **H** and describe its role in homeostasis.

name .....

role.....

.....

.....
[2]

[Total: 8]

5 A farmer is using a tool, called a mattock, to weed her crop.

(a) Explain how the muscles and bones in her right arm help her to lift the tool.

.....

.....

.....

.....

.....

..... [4]

(b) The farmer has not used any insecticides or artificial fertilisers on the crop.
Explain ways in which this may help the local environment.

.....

.....

.....

.....

.....

..... [4]

[Total: 8]

Section B

Answer **both** questions in this section.

Write your answers in the spaces provided.

6 **(a)** Yoghurt is a milk product.
Outline the role of microorganisms in the process of yoghurt production.

.....

.....

.....

.....

.....

.....

..... [5]

(b) The diagram shows a food label from a pot of yoghurt.

contents	nutritional values in 100 g of yoghurt
energy	344 kJ
fat	4.5 g
total carbohydrates	5.5 g
sugar	5.5 g
fibre	0.0 g
protein	4.2 g
salt	0.1 g
calcium	0.125 g
water	81%

Yoghurt can contribute to a balanced diet but adult humans cannot survive by eating only yoghurt.

Explain this statement using the information on the label.

.....

.....

.....

.....

.....

.....

..... [5]

[Total: 10]

7 **(a)** Excess amino acids are broken down in liver cells to form molecules of urea.

Describe the pathway taken by a molecule of urea, from the liver of a mammal until it reaches the soil.

.....

.....

.....

.....

.....

.....

.....

.....

..... [7]

(b) Urea is a molecule which contains nitrogen.
Suggest why it is important that molecules that contain nitrogen are added to the soil.

.....

.....

.....

.....

..... [3]

[Total: 10]

© UCLES 2021

Section C

Answer **either** Question 8 **or** Question 9.

Write your answers in the spaces provided.

8 **(a)** Rice, maize and wheat plants are the main carbohydrate source for more than 60% of the human population.

Describe how plants like these produce carbohydrates using materials from the environment.

.....

.....

.....

.....

.....

.....

..... [5]

(b) Many scientists predict that, as the world's human population increases, there will be a shortage of food.

Suggest and explain why an increase in human population is predicted to lead to a global human food shortage.

.....

.....

.....

.....

.....

.....

..... [5]

[Total: 10]

9 **(a)** Describe how air is breathed in, using the rib cage and diaphragm, so that it reaches the alveoli.

.....

.....

.....

.....

.....

.....

..... [5]

(b) Bronchitis is a condition that can be triggered by breathing in substances that cause the bronchi to become inflamed and produce a large amount of mucus.

Suggest how this condition can affect a person and explain how a person may be able to avoid developing the condition.

.....

.....

.....

.....

.....

.....

..... [5]

[Total: 10]

BLANK PAGE

BLANK PAGE

Permission to reproduce items where third-party owned material protected by copyright is included has been sought and cleared where possible. Every reasonable effort has been made by the publisher (UCLES) to trace copyright holders, but if any items requiring clearance have unwittingly been included, the publisher will be pleased to make amends at the earliest possible opportunity.

To avoid the issue of disclosure of answer-related information to candidates, all copyright acknowledgements are reproduced online in the Cambridge Assessment International Education Copyright Acknowledgements Booklet. This is produced for each series of examinations and is freely available to download at www.cambridgeinternational.org after the live examination series.

Cambridge Assessment International Education is part of the Cambridge Assessment Group. Cambridge Assessment is the brand name of the University of Cambridge Local Examinations Syndicate (UCLES), which itself is a department of the University of Cambridge.

© UCLES 2021