Cambridge Assessment International Education

Cambridge O Level

CANDIDATE NAME	

CENTRE NUMBER						CANDIDATE NUMBER				

0407761647

PAKISTAN STUDIES **2059/02**

Paper 2 The Environment of Pakistan **May/June 2021**

1 hour 30 minutes

You must answer on the question paper.

You will need: Insert (enclosed)
Ruler

INSTRUCTIONS

- Answer **three** questions.
- Use a black or dark blue pen.
- Write your name, centre number and candidate number in the boxes at the top of the page.
- Write your answer to each question in the space provided.
- Do **not** use an erasable pen or correction fluid.
- Do **not** write on any bar codes.
- If additional space is needed, you should use the lined page at the end of this booklet; the question number or numbers must be clearly shown.

INFORMATION

- The total mark for this paper is 75.
- The number of marks for each question or part question is shown in brackets [ ].
- The insert contains additional resources referred to in the questions.

This document has **20** pages.

DC (CJ/CT) 203325/10
© UCLES 2021

1 **(a)** **(i)** Study Fig. 1.1, a map showing the four main areas of gypsum and limestone extraction in southern Pakistan.

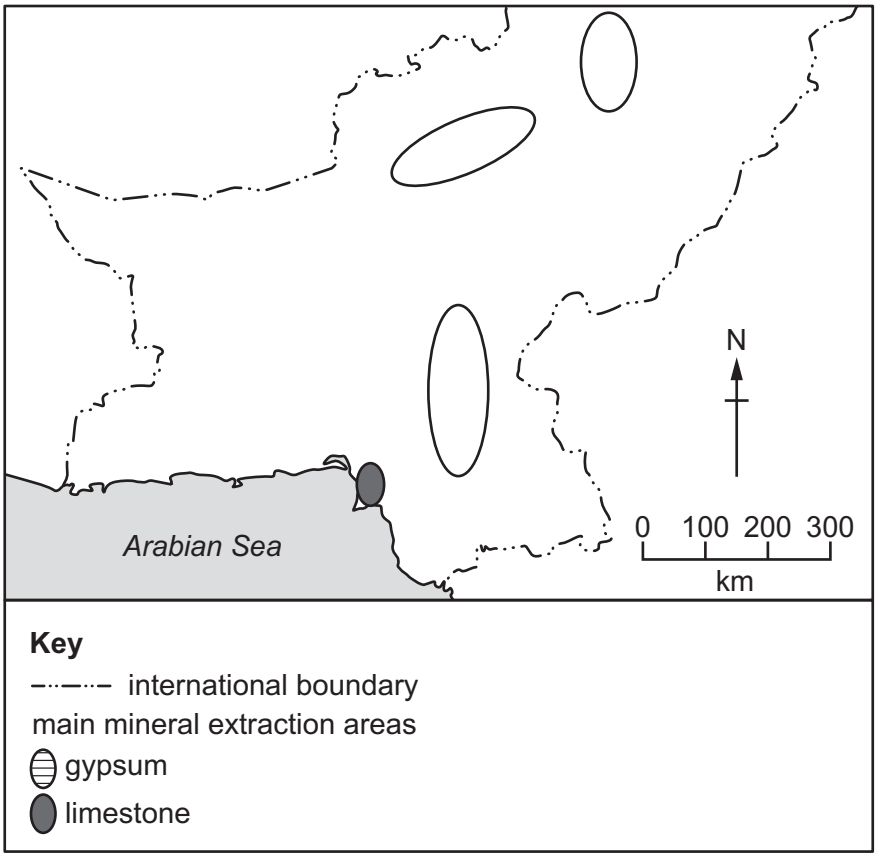

Fig. 1.1

Complete the shading of the oval shapes in Fig. 1.1 to show the main areas where gypsum and limestone are extracted. Use the information in the key. One area of limestone has already been shaded for you. [2]

(ii) State **two** uses of each mineral in Pakistan.

gypsum:

use 1 .....

use 2 .....

limestone:

use 1 .....

use 2 .....

[4]

(b) **(i)** Study Fig. 1.2, a bar graph showing the amount of GDP Pakistan earned from mining between 2011 and 2018.

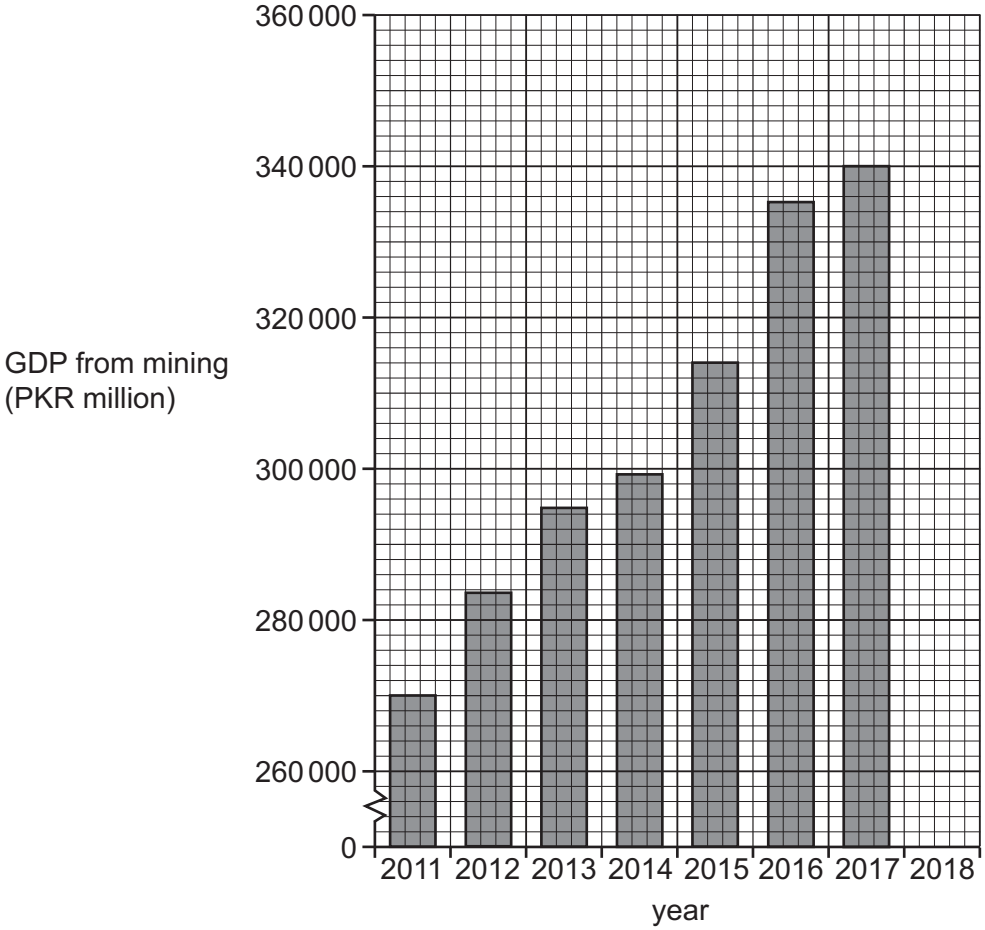

Fig. 1.2

Complete Fig. 1.2 to show that Pakistan earned 345 000 PKR million from mining in 2018. [1]

(ii) Identify the amount of GDP earned from mining in 2011.

..... PKR million [1]

(iii) Describe the changes in GDP earned from mining between 2011 and 2018. You should include data in your answer.

.....

.....

.....

.....

.....

..... [3]

(c) **(i)** **Complete** the passage below about limestone extraction in Pakistan. Choose the correct words from the list and place them in the spaces provided.

building equipment excavation explosives

methods minerals mining outcrops seams

When limestone ..... at the surface it is extracted by quarrying. Quarrying is an open ..... from which stone is extracted for ..... and engineering purposes. Quarrying is carried out by using different ..... and ..... such as hand tools, ... or power saws, depending on the final use of the limestone.

[3]

(ii) Explain **two** human factors influencing the location of a cement factory. You should develop your answer.

1 .....

.....

.....

.....

2 .....

.....

.....

.....

[4]

(iii) Define 'sustainable'.

.....

..... [1]

(d) Evaluate the extent to which the extraction of Pakistan's mineral resources could be made more sustainable.

Give reasons to support your **judgement** and refer to examples you have studied. You should consider **different** points of view in your answer.

.....

.....

.....

.....

.....

.....

.....

.....

.....

.....

.....

.....

.....

.....

.....

.....

.....

..... [6]

[Total: 25]

2 **(a)** **(i)** Study Fig. 2.1 showing a blank divided bar graph.

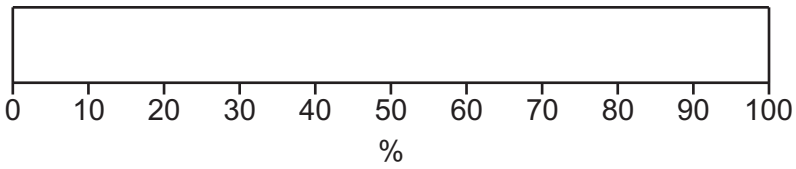

Key	surface water source	%
	glacial melt	45
	rainfall	30
	snowmelt	25

Fig. 2.1

Complete Fig. 2.1 to show the percentage share of each source of surface water in Pakistan. Use the information in the key. [5]

(ii) State **three** ways water is obtained for domestic purposes in Pakistan.

1 .....

2 .....

3 .....

[3]

(b) **(i)** Explain how water is used in **two** different secondary industries in Pakistan. You should develop your answer.

1 .....

.....

.....

.....

2 .....

.....

.....

.....

[4]

(ii) Define 'irrigation'.

.....

..... [1]

(iii) Name and describe **one** type of conventional irrigation system used in Pakistan.

.....

.....

.....

..... [2]

(c) Outline **two** advantages and **two** disadvantages of using irrigation on small-scale subsistence farms.

advantages	disadvantages
1	1
2	2

[4]

(d) The United Nations has predicted that Pakistan may become a 'water scarce' country by 2025.

To what extent can effective management of its water supply help Pakistan to avoid becoming a 'water scarce' country in the future? Give reasons to support your **judgement** and refer to examples you have studied. You should consider **different** points of view in your answer.

.....

.....

.....

.....

.....

.....

.....

.....

.....

.....

.....

.....

.....

.....

.....

.....

.....

..... [6]

[Total: 25]

© UCLES 2021

3 **(a)** **(i)** Study Fig. 3.1, a map showing wheat-growing areas in southern Pakistan.

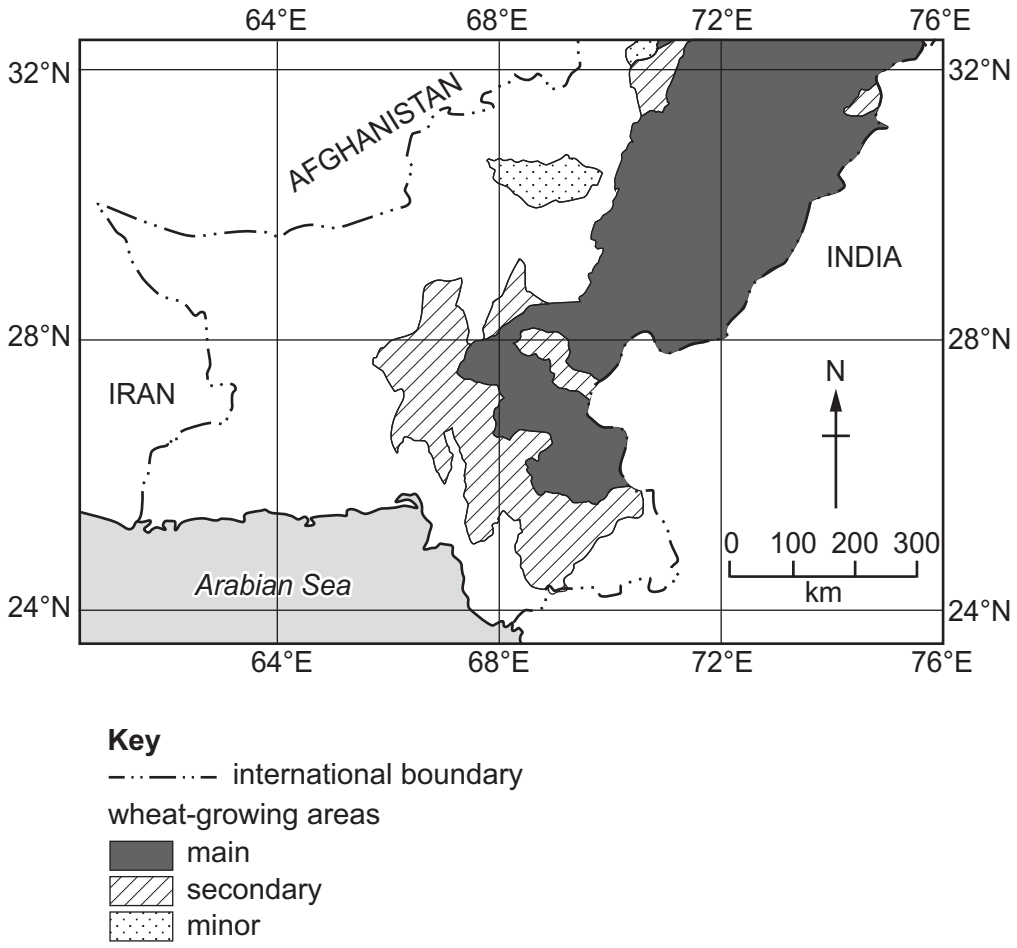

Fig. 3.1

Using Fig. 3.1 **only**, describe the distribution of the main wheat-growing area.

.....

.....

.....

.....

.....

..... [3]

(ii) State **two** uses of wheat in Pakistan.

1 .....

2 .....

[2]

(b) **(i)** Study Fig. 3.2, a climate graph showing rainfall and temperature for Multan.

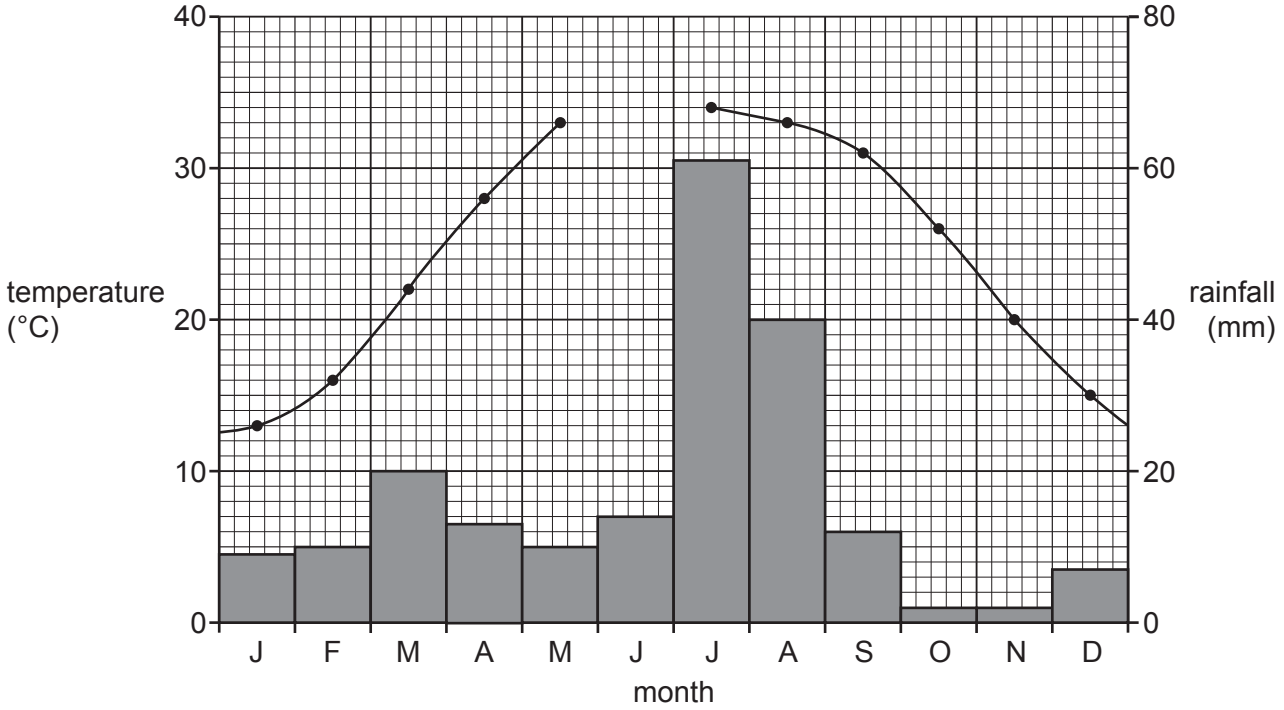

Fig. 3.2

Complete Fig. 3.2 using the information below.

month	temperature (°C)
June	36

[2]

(ii) **Complete** the passage below about conditions required for growing wheat. Choose the correct words from the list and place them in the spaces provided.

50	90	dry	heavy	light	rainfall
sunshine	wet	5–10 °C	15 °C	25–30 °C	35 °C

Wheat is sown during the ..... season from October to December when ..... is low and the average temperature is ..... . Wheat needs at least ..... days to grow with a mild temperature of 10–20 °C. A warmer temperature of ..... is needed for ripening to take place. ..... rain is also needed just before the harvest to swell the grain and ensure a high yield.

[3]

(iii) Describe the methods used to cultivate wheat on a small-scale subsistence farm.

.....

.....

.....

.....

.....

.....

.....

..... [4]

(c) **(i)** What type of crop is wheat? Circle **one** of the following:

kharif rabi zaid [1]

(ii) Explain how **two** human factors can increase the production of wheat under the cash crop farming system. You should develop your answer.

1 .....

.....

.....

.....

2 .....

.....

.....

.....

[4]

(d) Wheat contributes around 2 per cent to Pakistan's GDP with 80 per cent of farmers growing wheat on approximately 40 per cent of Pakistan's total cultivated land.

Assess the extent to which the large amount of land currently used to grow wheat should be used to grow other higher-value crops. Give reasons to support your **judgement** and refer to examples you have studied. You should consider **different** points of view in your answer.

.....

.....

.....

.....

.....

.....

.....

.....

.....

.....

.....

.....

.....

.....

.....

.....

.....

..... [6]

[Total: 25]

4 **(a)** **(i)** Study Fig. 4.1, a pie chart showing the percentage share of Pakistan's fertiliser production by province-level area.

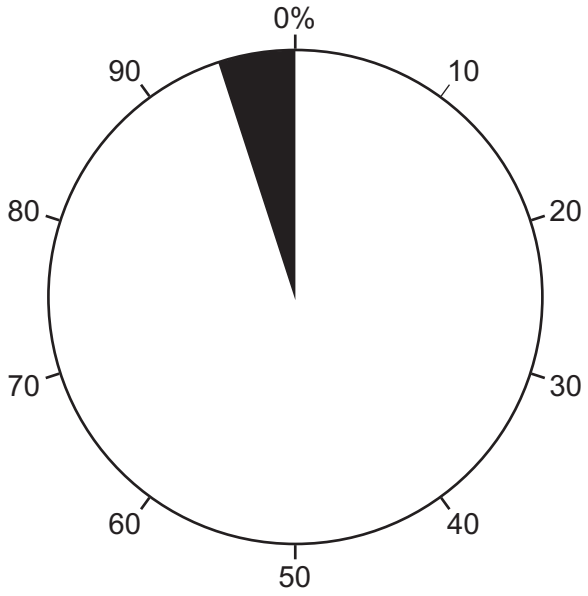

Key	province-level area	%
	Punjab	55
	Sindh	30
	Khyber Pakhtunkhwa	10
	all other	5

Fig. 4.1

Complete Fig. 4.1 using the information in the key. [3]

(ii) Define 'secondary industry'.

.....

..... [1]

(b) **(i)** Name **two** raw materials needed to manufacture fertiliser.

1 .....

2 .....

[2]

(ii) Study Fig. 4.2 (Insert), a photograph of a fertiliser factory in Pakistan.
Describe **two** features of the factory shown.

1 .....

.....

2 .....

.....

[2]

(iii) Describe the physical factors required for the location of a fertiliser factory.

.....

.....

.....

.....

.....

.....

.....

..... [4]

(c) **(i)** State **three** ways in which the fertiliser industry is important to Pakistan.

1 .....

2 .....

3 .....
[3]

(ii) Explain **two** negative impacts of using fertilisers and pesticides in Pakistan. You should develop your answer.

1 .....

.....

.....

.....

2 .....

.....

.....

.....
[4]

(d) Pakistan's agricultural sector is becoming increasingly dependent on fertiliser. Read the following two views about ways of meeting the demand for fertiliser.

A

Additional research and use of technology in Pakistan's fertiliser industry is the best way of providing more fertiliser for agricultural use.

B

Increasing imports of fertiliser is the best way of providing more fertiliser for agricultural use in Pakistan.

Which view do you agree with more? Give reasons to support your answer and refer to examples you have studied. You should consider View A **and** View B in your answer.

.....

.....

.....

.....

.....

.....

.....

.....

.....

.....

.....

.....

.....

.....

.....

.....

..... [6]

[Total: 25]

5 **(a)** **(i)** Study Fig. 5.1, a line graph showing the unemployment rate (as a percentage of the population) in Pakistan between 2008 and 2018.

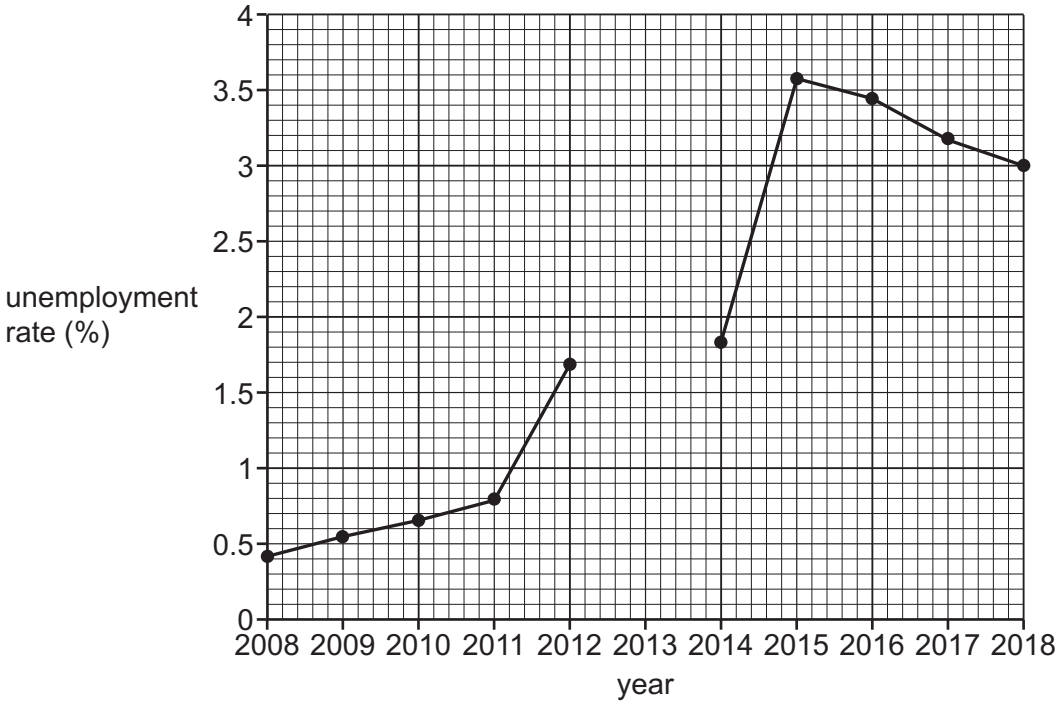

Fig. 5.1

Complete Fig. 5.1 to show that 3% of the population were unemployed in 2013. [1]

(ii) In which year was the unemployment rate lowest? ..... [1]

(iii) Which of the following statements best describe the change in the unemployment rate between 2008 and 2018? Tick (✓) **two** boxes in the table below:

Unemployment rate has:	Tick **(✓)**
decreased then increased	
fluctuated	
generally decreased	
generally increased	
stayed the same	

[1]

(iv) In 2018 the total working-age population of Pakistan was 127 million and the unemployment rate was 3 per cent.

Calculate the number of unemployed people in Pakistan in 2018. Show your working in the box below.

[2]

(b) (i) Define 'underemployment'.

.....

..... [1]

(ii) Suggest **two** reasons for unemployment and **two** reasons for underemployment in Pakistan.

reasons for unemployment	reasons for underemployment
1	1
2	2

[4]

(iii) Describe how unemployment and underemployment can influence GDP in Pakistan.

.....

.....

.....

.....

.....

..... [3]

(c) **(i)** Name **two** jobs in Pakistan's informal sector.

1 .....

2 .....

[2]

(ii) Explain how employment opportunities are affected by the availability of manual labour **and** skilled labour in Pakistan. You should develop your answer.

.....

.....

.....

.....

.....

.....

.....

..... [4]

© UCLES 2021

(d) Pakistan's literacy rate was 60 per cent in 2020 and was predicted to be 68 per cent by 2025. To accelerate this growth, a new government initiative was introduced with the target of achieving a national literacy rate of 90 per cent by 2025.

Assess the extent to which higher literacy rates may increase employment opportunities for people in Pakistan. Give reasons to support your **judgement** and refer to examples you have studied. You should consider **different** points of view in your answer.

.....

.....

.....

.....

.....

.....

.....

.....

.....

.....

.....

.....

.....

.....

.....

.....

.....

..... [6]

[Total: 25]

Additional page

If you use the following lined page to complete the answer(s) to any question(s), the question number(s) must be clearly shown.

.....

.....

.....

.....

.....

.....

.....

.....

.....

.....

.....

.....

.....

.....

.....

.....

.....

.....

.....

.....

The boundaries and names shown, the designations used and the presentation of material on any maps contained in this question paper/insert do not imply official endorsement or acceptance by Cambridge Assessment International Education concerning the legal status of any country, territory, or area or any of its authorities, or of the delimitation of its frontiers or boundaries.

Permission to reproduce items where third-party owned material protected by copyright is included has been sought and cleared where possible. Every reasonable effort has been made by the publisher (UCLES) to trace copyright holders, but if any items requiring clearance have unwittingly been included, the publisher will be pleased to make amends at the earliest possible opportunity.

To avoid the issue of disclosure of answer-related information to candidates, all copyright acknowledgements are reproduced online in the Cambridge Assessment International Education Copyright Acknowledgements Booklet. This is produced for each series of examinations and is freely available to download at www.cambridgeinternational.org after the live examination series.

Cambridge Assessment International Education is part of the Cambridge Assessment Group. Cambridge Assessment is the brand name of the University of Cambridge Local Examinations Syndicate (UCLES), which itself is a department of the University of Cambridge.

© UCLES 2021